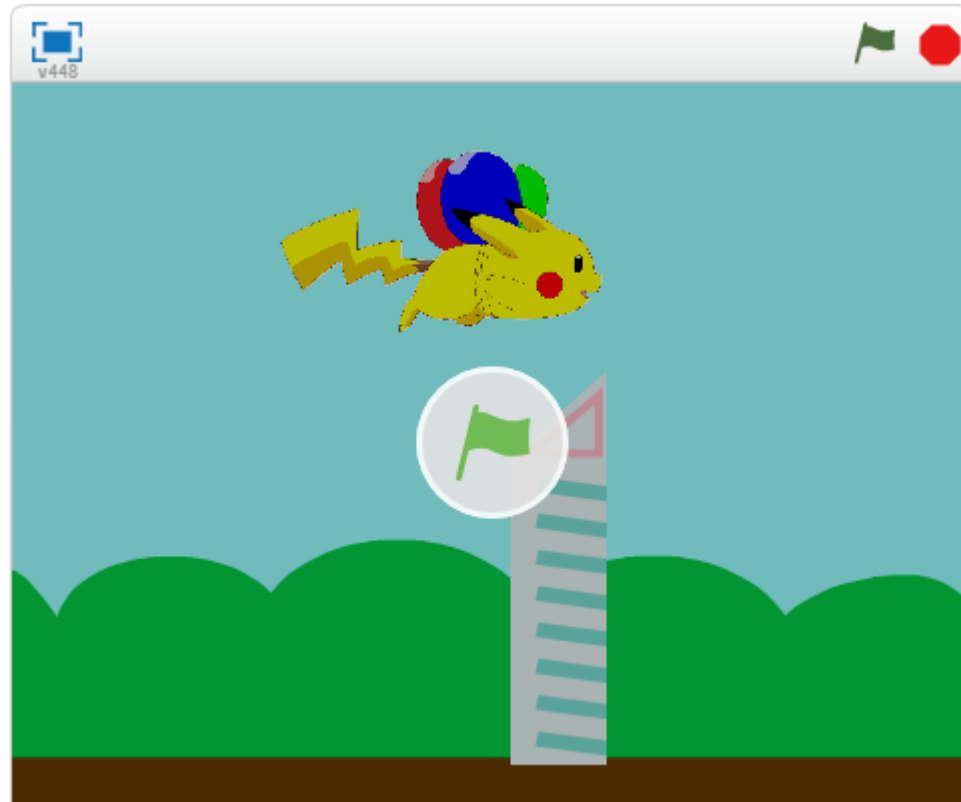


SCRATCH: POKÉMON FLY!

Summer time: Pok émon go

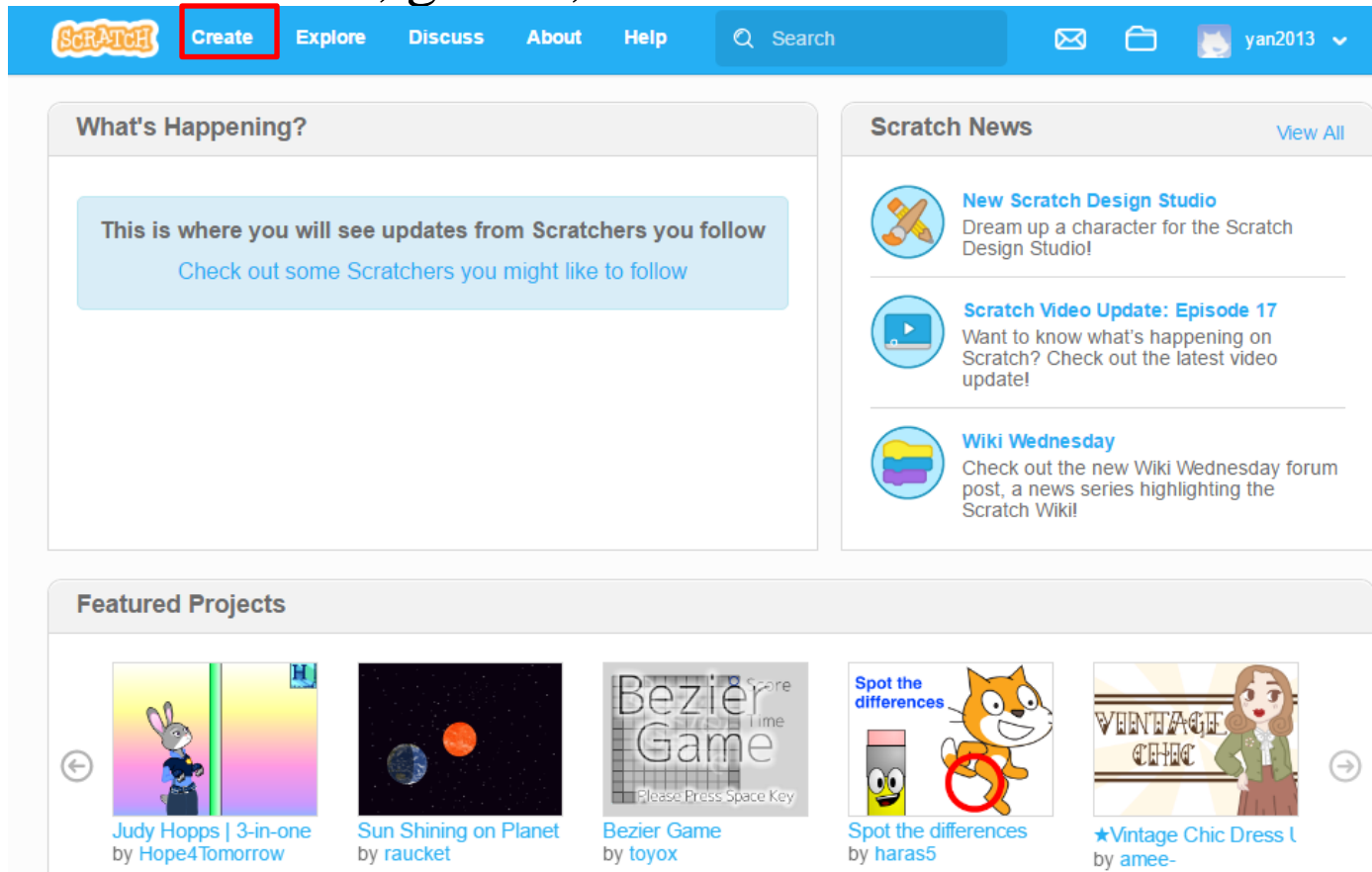


We will make: Flying Pikachu



We will use: Scratch

- <https://scratch.mit.edu/>
- Interactive stories, games, and animations



The screenshot shows the Scratch website homepage. At the top is a blue navigation bar with the Scratch logo, a 'Create' button (highlighted with a red box), and links for 'Explore', 'Discuss', 'About', and 'Help'. A search bar and user profile 'yan2013' are also visible. Below the navigation bar are three main sections: 'What's Happening?' with a message about updates from followed Scratchers; 'Scratch News' with three news items: 'New Scratch Design Studio', 'Scratch Video Update: Episode 17', and 'Wiki Wednesday'; and 'Featured Projects' with five project thumbnails: 'Judy Hopps | 3-in-one', 'Sun Shining on Planet', 'Bezier Game', 'Spot the differences', and 'Vintage Chic Dress I'.

What's Happening?

This is where you will see updates from Scratchers you follow
Check out some Scratchers you might like to follow

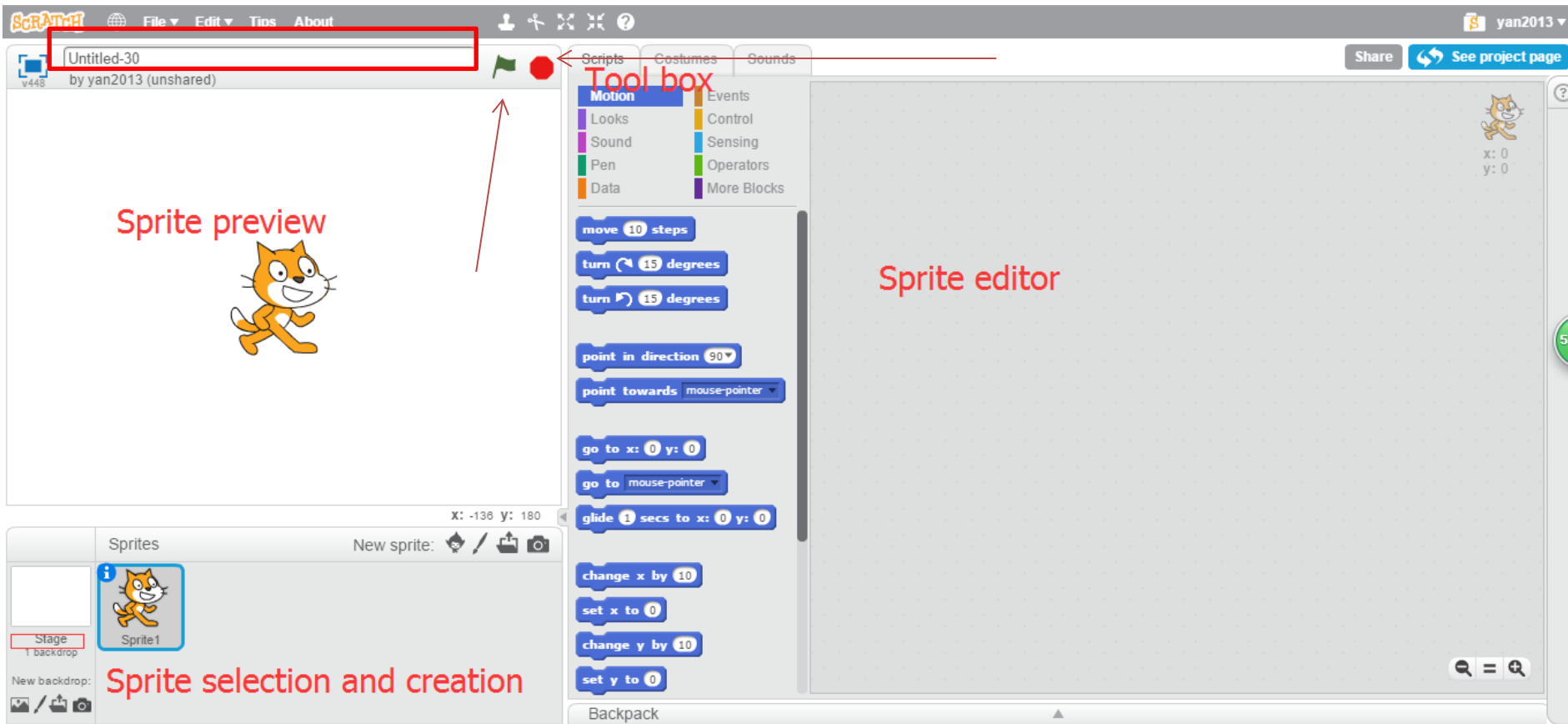
Scratch News [View All](#)

- New Scratch Design Studio**
Dream up a character for the Scratch Design Studio!
- Scratch Video Update: Episode 17**
Want to know what's happening on Scratch? Check out the latest video update!
- Wiki Wednesday**
Check out the new Wiki Wednesday forum post, a news series highlighting the Scratch Wiki!

Featured Projects

- Judy Hopps | 3-in-one by Hope4Tomorrow
- Sun Shining on Planet by raucet
- Bezier Game by toyox
- Spot the differences by haras5
- ★Vintage Chic Dress I by amee-

Scratch: Interface



Scratch: Show time

1. How to change the background?
2. How to start an animation?
3. How to select a sprite from local files and
4. How to make a sprite move?
5. How to make a sprite say something?
6. How to play a sound?
7. How to make an animation happen again and again?

Challenge 1: How to make a sprite move to a certain place?



Challenge 2: How to play our own voice?



Scratch: What's wrong?

Challenge 3: Why
my cat is not
moving????!!!!!!




Pokémon fly: Part 1

1. Pok



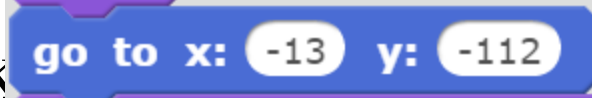
```
when green flag clicked
```

2. Pok



```
show
```

3. Pok



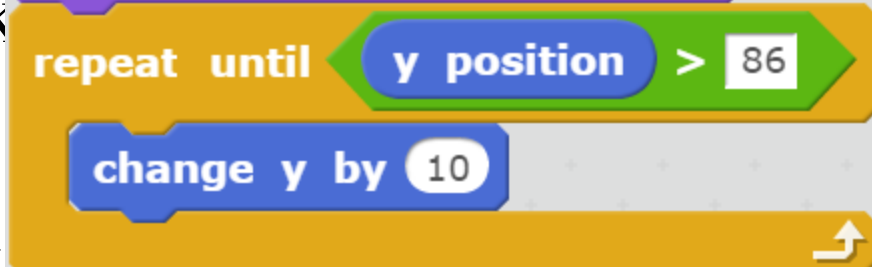
```
go to x: -13 y: -112
```

4. Pok



```
say Pika, Pika, Chu! for 2 secs
```

5. Pik



```
repeat until y position > 86
```



```
change y by 10
```

hides



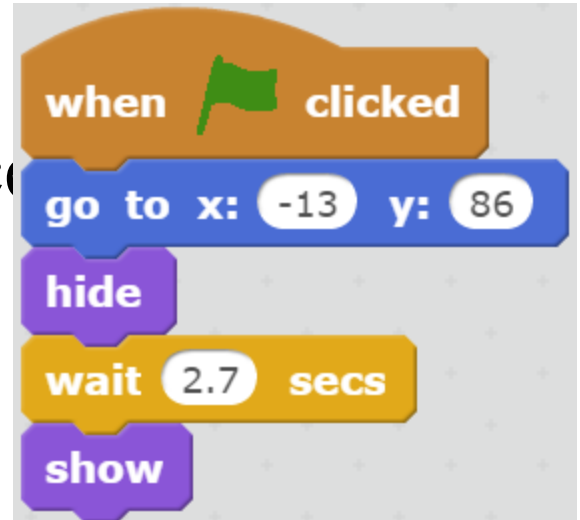
```
hide
```

place

Chu”

ing a certain place

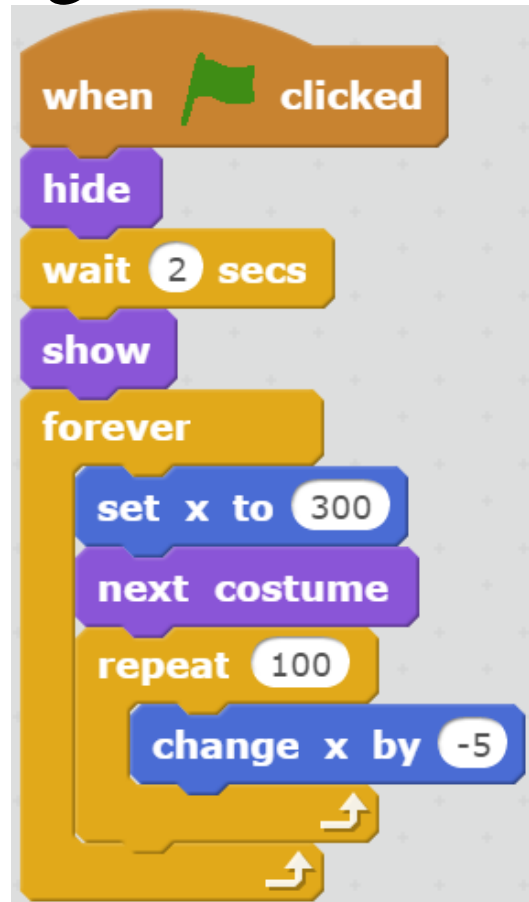
place



```
when green flag clicked  
go to x: -13 y: 86  
hide  
wait 2.7 secs  
show
```

Pokémon fly: Part 2

- Moving buildings



Pokémon fly: Add voice

- Add your voice~



Pokémon fly: Share

- What's the challenge?
 - Tips that you want to share with the class?
-

Scratch: I am in the animation!

